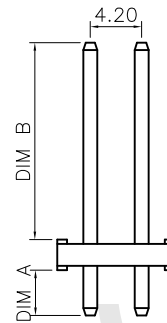
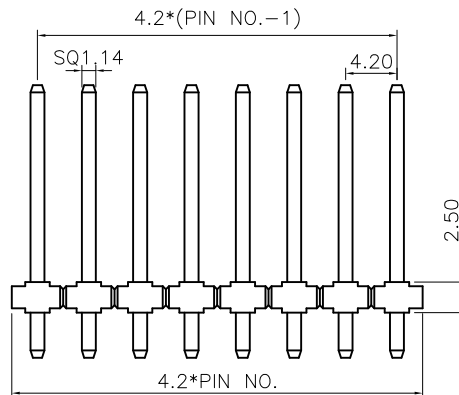


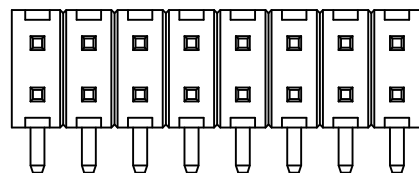
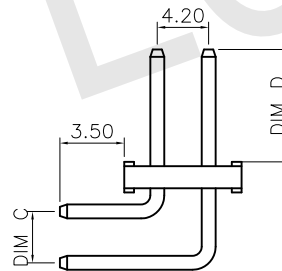
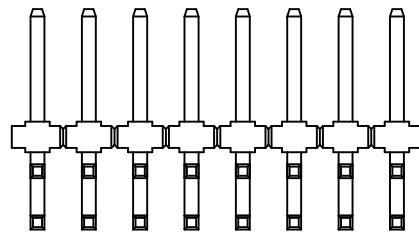
## PH420-2XX-XXX

Pin Header  
Pitch 4.20mm  
2: Dual Row

Type1/Type2  
.....  
No. of Pins  
Dual Row: 2~20



DIM A	DIM B	DIM C	DIM D
3.70	16.00	4.20	10.0
.....	.....	5.30	.....
.....	.....	.....	.....



### 产品规范 PRODUCT SPECIFICATION

- 绝缘材质 INSULATOR MATERIAL : POLYESTER, UL94V-0 .
- 端子材质 TERMINAL MATERIAL : COPPER ALLOY .
- 端子电镀 FINISH : GOLD OR TIN PLATED.
- 额定电流 CURRENT RATING : 9 AMPERE.
- 绝缘阻抗 INSULATION RESISTANCE : 1000M OHMS MIN.
- 耐电压 DIELECTRIC WITHSTANDING VOLTAGE : 1000 V /1 MINUTE.
- 接触阻抗 CONTACT RESISTANCE : 初期 Initial : 20 m Ohm Max. ;  
测试后 Final : 40 m Ohm Max. .
- 操作温度范围 OPERATING TEMPERATURE : - 40°C to +105°C.

THIS DRAWING IS A CONTROLLED DOCUMENT.

DWN 08Jan2016

东莞市宇亮电子有限公司

DONG GUAN YU LIANG ELECTRONICS CO.,LTD

TOLERANCES UNLESS OTHERWISE SPECIFIED:

CHEK 08Jan2016

NAME

Pin Header 4.20mm DIP Type

0 PLC ± 0.50  
1 PLC ± 0.30  
2 PLC ± 0.20  
3 PLC ± 0.15  
4 PLC ± -

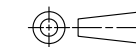
APVD  
Abel 08Jan2016

PRODUCT SPEC

SIZE

DRAWING No.

YL-ED-XXX



THIRD ANGLE PROJECTION

ANGLES ± 3'

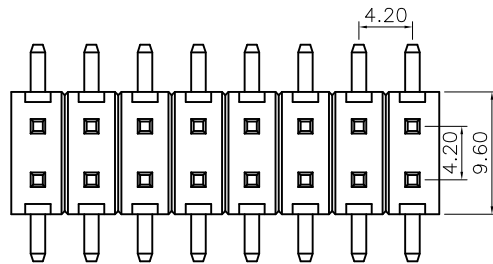
WEIGHT

A4

CUSTOMER DRAWING

SCALE 1 : 1

SHEET 1 OF 1

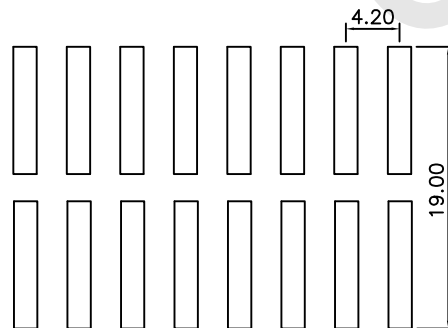
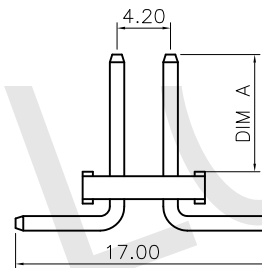
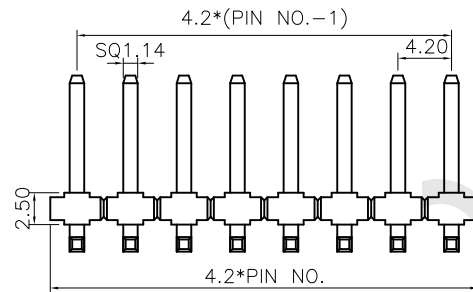


## PH420-2XX-XXX

Pin Header  
Pitch 4.20mm  
2: Dual Row

Type1/Type2  
.....  
No. of Pins  
Dual Row: 2~20

DIM A
10.00
15.00
.....



### 产品规范 PRODUCT SPECIFICATION

- 绝缘材质 INSULATOR MATERIAL : POLYESTER, UL94V-0 .
- 端子材质 TERMINAL MATERIAL : COPPER ALLOY .
- 端子电镀 FINISH : GOLD OR TIN PLATED.
- 额定电流 CURRENT RATING : 9 AMPERE.
- 绝缘阻抗 INSULATION RESISTANCE : 1000M OHMS MIN.
- 耐电压 DIELECTRIC WITHSTANDING VOLTAGE : 1000 V /1 MINUTE.
- 接触阻抗 CONTACT RESISTANCE : 初期 Initial : 20 m Ohm Max. ;  
测试后 Final : 40 m Ohm Max. .
- 操作温度范围 OPERATING TEMPERATURE : - 40°C to +105°C.

THIS DRAWING IS A CONTROLLED DOCUMENT.

DWN 08Jan2016

东莞市宇亮电子有限公司

DONG GUAN YU LIANG ELECTRONICS CO.,LTD

CHEK 08Jan2016

NAME

Pin Header 4.20mm SMT Type

APVD  
Abel 08Jan2016

PRODUCT SPEC

SIZE

DRAWING No.

YL-ED-XXX

WEIGHT

A4

CUSTOMER DRAWING

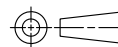
SCALE 1 : 1

SHEET 1 OF 1

TOLERANCES UNLESS OTHERWISE SPECIFIED:

0 PLC ± 0.50  
1 PLC ± 0.30  
2 PLC ± 0.20  
3 PLC ± 0.15  
4 PLC ± -

ANGLES ± 3°



THIRD ANGLE PROJECTION